


Community Water Fluoridation

Missouri Office of Dental Health



Water Fluoridation Benefits

Why should we fluoridate water systems?

Prevents tooth decay

- Most efficient way to prevent childhood diseases

Protects all age groups from cavities

- Prevents at least **25%** of tooth decay in both children and adults

Safe and effective

- Many scientific researches show that fluoride is both safe and effective

Equitable


- Benefits everyone, no matter race, age or income level

Saves money

- A return of **\$20 for every \$1 invested**
- Less expensive dental treatment needed
- Saves communities and families money

Natural

- Already present in water in all water sources

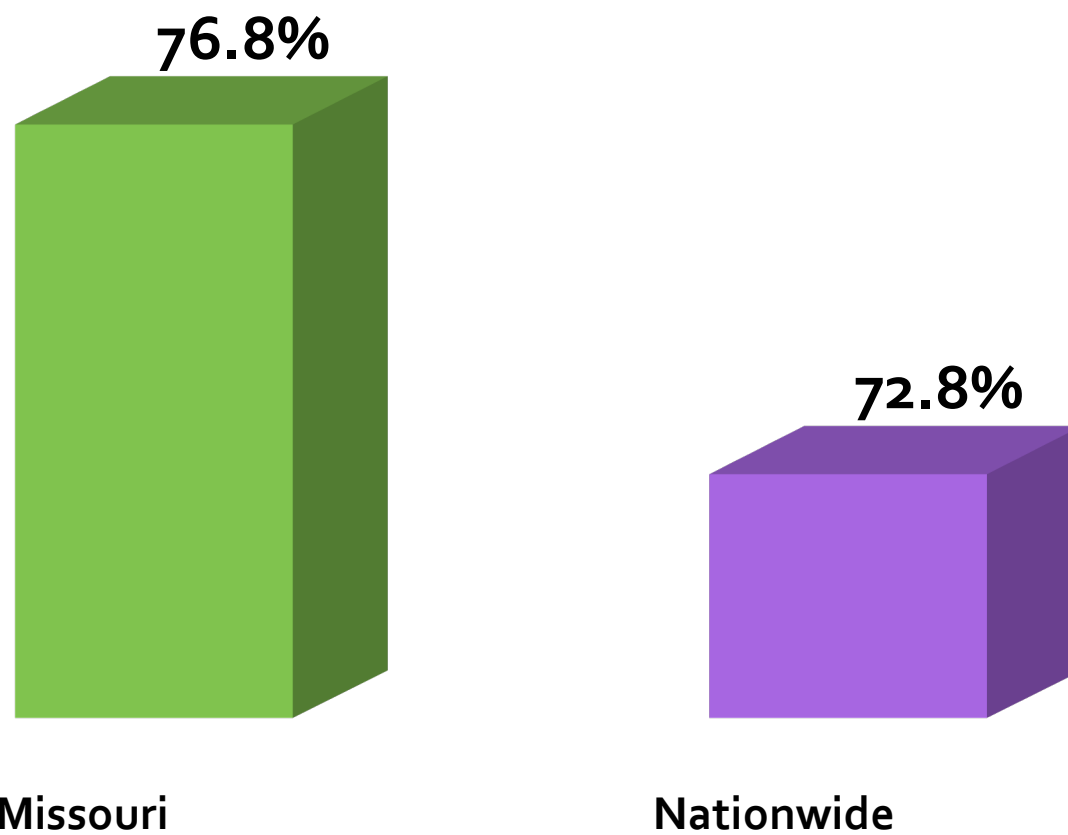


Community Water Fluoridation


Percentage of Missouri population CWS* receiving fluoridated water is 76.8%

Percentage of US population CWS receiving fluoridated water is 72.8%

Figure 1. Percent of Population Served by Community Water Systems Receiving Optimally Fluoridated Water, Missouri and Nationwide, 2016



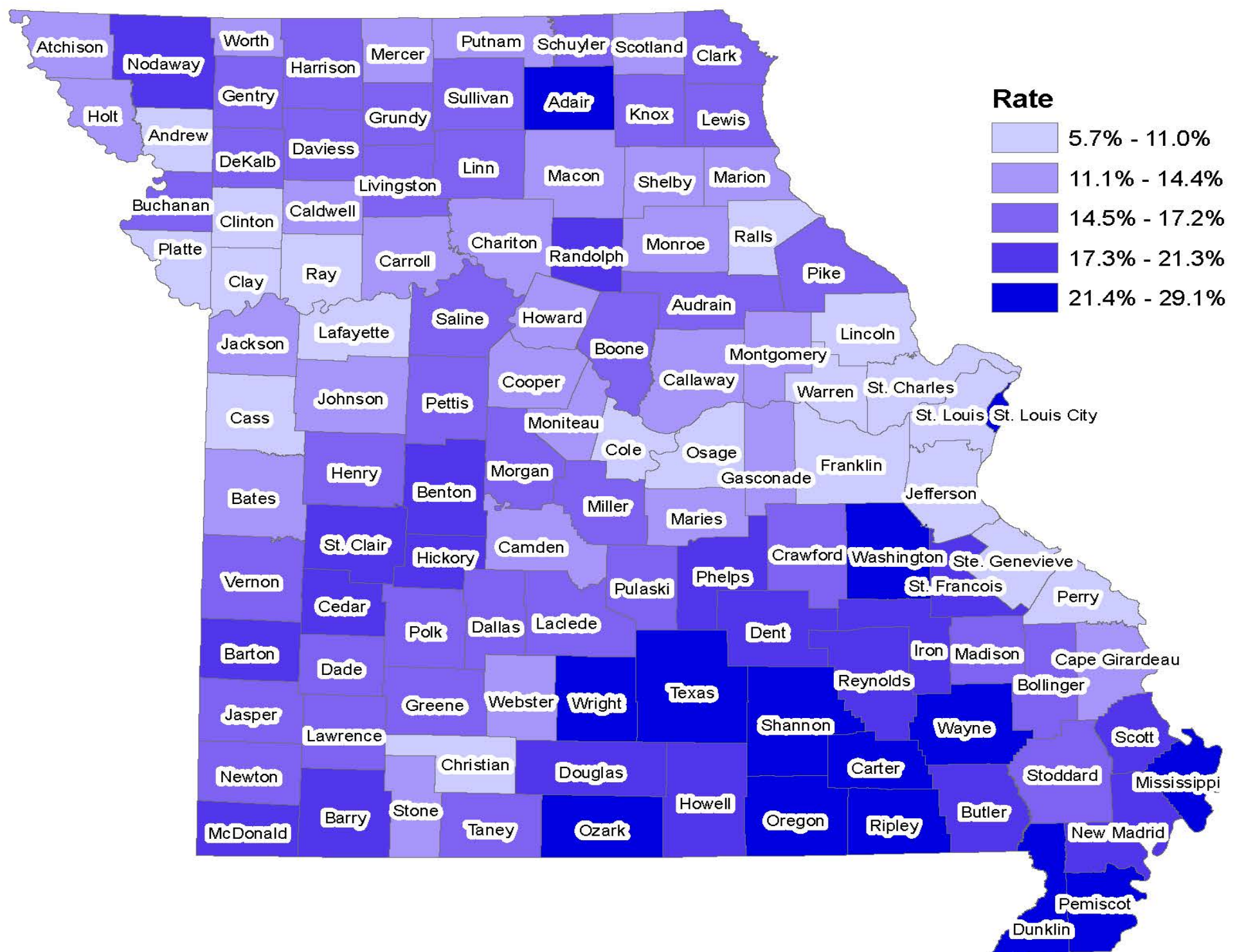
CWS* - Community Water System



Poverty in Missouri


Tooth decay is one of the most common chronic diseases among children with 1 out of 4 living below poverty level.

Poverty Rates in Missouri by County, 2018



Source: Missouri Department of Health and Senior Services

Office: Office of Rural Health & Primary Care
Health Initial: M.G
Date Printed: July 2020



References

1. Centers for Disease Control and Prevention. (2019). Community Water Fluoridation. Retrieved from <https://www.cdc.gov/fluoridation/resources/communities-benefit-from-water-fluoridation.html>
2. American Dental Association. (2016). 10 Reasons to Fluoridate Public Water. Fluoridation Tap in to Your Health. Retrieved from <https://www.ada.org/~media/ADA/Public%20Programs/Files/Fluoridation-Ten-Reasons-to-Fluoridate.pdf?la=en>
3. Centers for Disease Control and Prevention (CDC). (2019). *Cost Savings of Community Water Fluoridation*. Retrieved from <https://www.cdc.gov/fluoridation/basics/cost.htm>
4. U.S. Census Bureau. (2019). SAIPE State and County Estimates for 2018. Retrieved from <https://www.census.gov/data/datasets/2018/demo/saipe/2018-state-and-county.html>

