

South Central Region Drug Overdose Fact Sheet

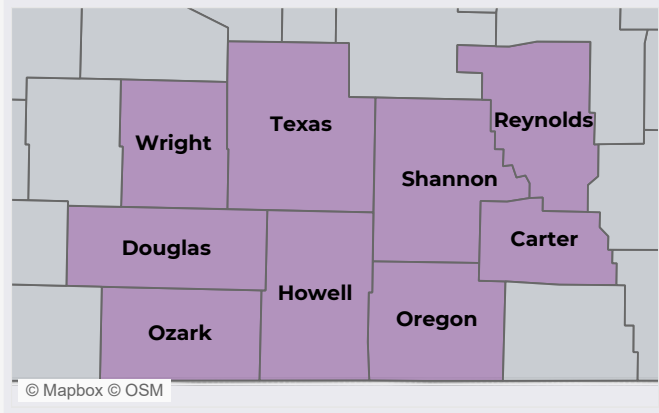
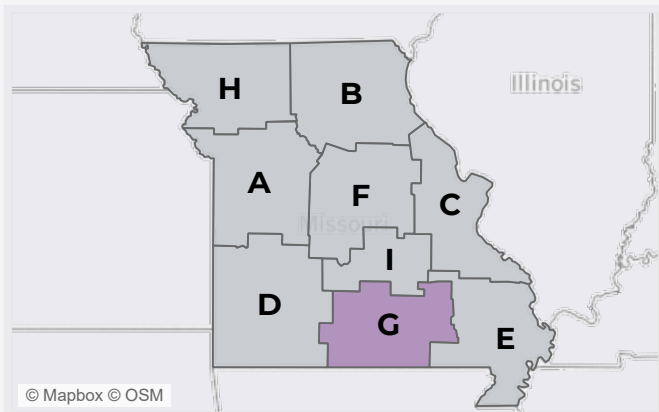
34
FATAL
drug overdoses in 2022
▲ 31% from 2021

Regional Fatal Trends

The following visualizations depict trends within LPHA Reporting Group, G.

Figure 2: Drug overdose deaths in the South Central region have more than doubled since 2018. Drug overdose deaths in the South Central region have increased each year in the five-year period. Non-Heroin opioid deaths make up the majority of this increase, with totals in 2022 being nearly four times higher than in 2018.

Figure 3: From 2018 to 2022, the majority of overdose deaths occurred within the 35 to 54 age group. The dramatic fluctuations among other age groups can be attributed to low drug overdose death counts.



Nonfatal Trends

Figure 1: The South Central region consists of all rural counties. Within these counties, total drug overdose-related hospital visits have slightly fluctuated with the lowest total visits occurring in 2022. Since 2018, inpatient drug overdose related visits have decreased by 29%, while ER visits have increased by 16%.

Figure 1. Nonfatal All Drug Overdose Health Care Utilization (2018-2022*)

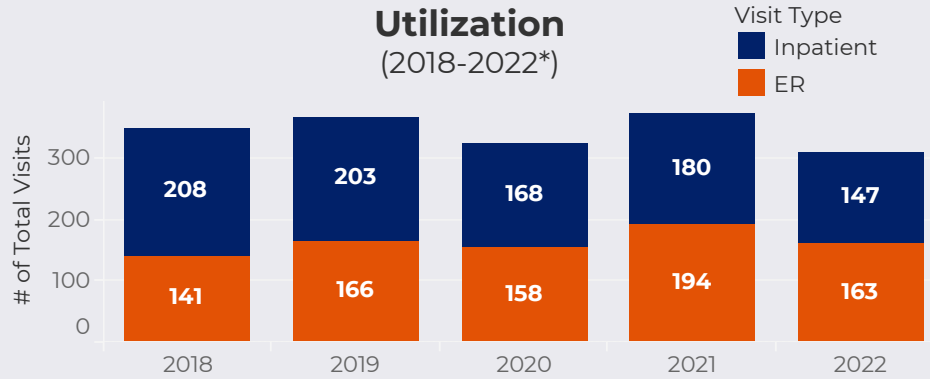


Figure 2. Fatal Drug Overdoses by Type

For LPHA Reporting Region G (2018-2022)

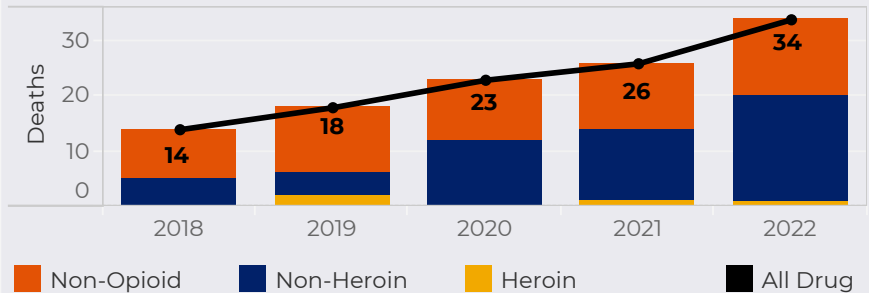
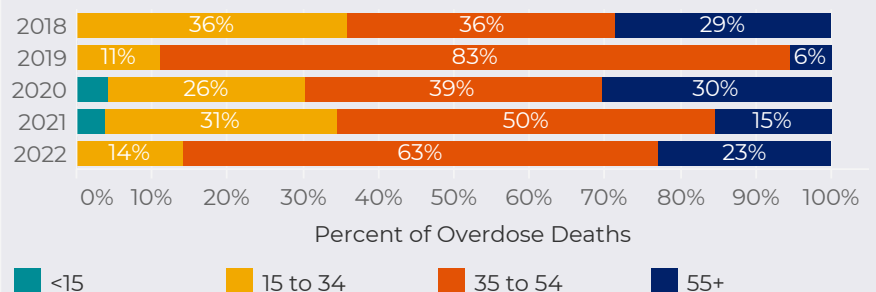


Figure 3. Fatal Drug Overdoses by Age Group

For LPHA Reporting Region G (2018-2022)



Sources: Nonfatal data available from the Missouri Patient Abstract System. Fatal data available from the Missouri Vital Statistics Death File.

* Nonfatal 2022 data is provisional and subject to change.