



Kansas City Jurisdiction Drug Overdose Fact Sheet

220

FATAL

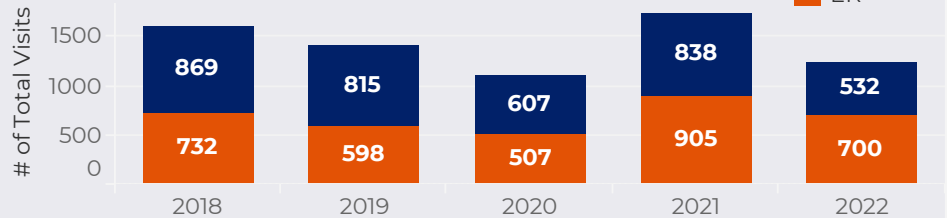
resident drug overdoses in 2022

▲ 29% from 2021

Nonfatal Trends

Figure 1: Kansas City has experienced fluctuations in total drug overdose-related hospital visits. In 2021, total visits were the highest at 1,743 visits when combining ER and inpatient. While visits spiked in 2021, both inpatient and ER visits have decreased in 2022, inpatient visits by 37% and ER visits by 23%. This was the greatest one-year decrease throughout the entire five-year time period.

Figure 1. Nonfatal All Drug Overdose Health Care Utilization 2018-2022*



Fatal Trends

The following visualizations depict trends for **228** fatal overdoses that **occurred** within the Kansas City jurisdiction in 2022.

Figure 2: The majority of overdose deaths that occurred in Kansas City were caused by opioids. More specifically, Fentanyl and Fentanyl Metabolites were the most frequent substances to cause overdoses. Stimulants such as Methamphetamine and Cocaine were the next leading substances that caused death.

Figure 2. Top Substances that Caused Death**

** Drugs listed are those that were marked as a substance that caused death. Categories are not mutually exclusive.

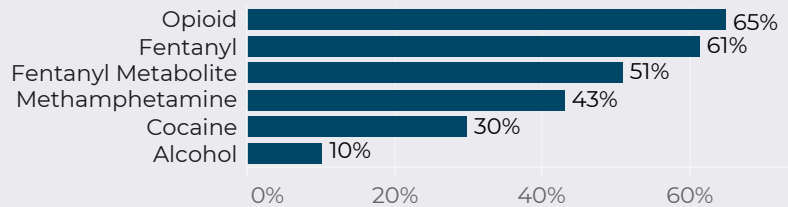


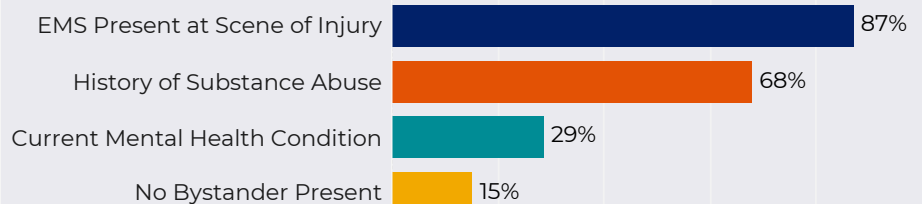
Figure 3: Most overdoses occurred at a residence (75%). Of those overdoses that did not take place at a home or apartment, a large portion occurred either outside or in a natural area (9%), in a hotel/motel (3%), or at an unknown location (4%).

Figure 3. Overdose Location



Figure 4: Although 15% of deaths had no reported bystander, EMS were present post-event 87% of the time. A majority of victims had a history of substance abuse (68%), and 29% of victims had a mental health condition.

Figure 4. Overdose Characteristics and Risk Factors



Sources: Nonfatal data available from the Missouri Patient Abstract System. Fatal data available from the Missouri Vital Statistics Death File. Data for Figures 2-4 made possible through funding from the Overdose Data to Action in States (OD2A-S) grant. Kansas City jurisdiction data is pulled using the city FIPS code 38000.

*Nonfatal 2022 data is provisional and subject to change.